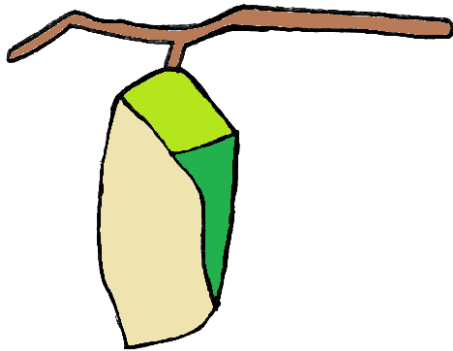



egg


cut along dotted lines



cocoon



caterpillar



butterfly

LIFE CYCLE CARDS

PRINTING INSTRUCTIONS: If **printing 2-sided**: choose “print on both sides”, then choose “flip on long edge”. If **printing one-sided**, after printing and cutting out the cards, match the picture cards to the number cards as indicated below, then glue the number cards to the back of the picture cards. This creates an answer key on the back of your life-cycle cards.

ORDER OF CARDS:

1. egg

2. caterpillar

3. cocoon

4. butterfly

1

2

3

4

cut along dotted lines

LIFE CYCLE CARDS

PRINTING INSTRUCTIONS: If **printing 2-sided:** choose "print on both sides", then choose "flip on long edge". If **printing one-sided,** after printing and cutting out the cards, match the picture cards to the number cards as indicated below, then glue the number cards to the back of the picture cards. This creates an answer key on the back of your life-cycle cards.

ORDER OF CARDS:

1. egg
2. caterpillar
3. cocoon
4. butterfly