




Mini-Maze

Episode 9

Introduction


Skipping lines is a common frustration among early readers. Your child is still developing their eye tracking skills, which can make it hard to read line by line.

Help your child get comfortable reading by creating a mini-maze with them! Your child will build necessary hand-eye coordination and eye tracking skills while also having fun.



Supplies

- Box top (shoebox or other small box top preferred)
- Pen or marker
- Straws
- Glue or tape
- Scissors
- A marble
- Maze template



Additional Resources

Visit Plano Public Library's official [YouTube channel](#) to view this activity and other Library Make videos

Check out our blog post about this activity at [Plano Library Learns](#)

Library Make is a not-for-profit resource created by Plano Public Library in Plano, Texas. For information about Plano Public Library, visit [Planolibrary.org](#)





Mini-Maze


Episode 9

Instructions

1. Plan out your maze: Draw it on the bottom of the inside of the box top. We've provided a template to get you started, but feel free to design your own maze!
2. Cut straws to the appropriate length.
3. Glue straws on top of the lines you just drew: Count with your child to see how many straw pieces you used to create the maze.
4. Place the marble at the beginning of the maze: See if you can make it to the end!

How to Use Your Mini-Maze

Tilt the box to try to guide the marble from start to finish. This will help build your child's hand-eye coordination as well as their eye tracking skills. Once your child has mastered the maze, try adding straws for a bit of a challenge. Or, create a whole new maze!



Additional Resources

Visit Plano Public Library's official [YouTube channel](#) to view this activity and other Library Make videos

Check out our blog post about this activity at [Plano Library Learns](#)

Library Make is a not-for-profit resource created by Plano Public Library in Plano, Texas. For information about Plano Public Library, visit [Planolibrary.org](#)





Mini-Maze Template

