




Leaf Puzzles

Episode 6

Introduction

Early literacy can be more than just learning letters: it also includes recognizing numbers, shapes, and patterns, which are all great skills that will help set your child up for success!

These leaf matching puzzles combine all of these ideas into a fun activity and game, which will have your child matching upper- and lower-case letters, numbers, and leaf shapes!



Supplies

- Cardboard
- Our leaf template, unless you're drawing your own
- A marker
- Magnets and glue (optional)

Instructions

1. Draw/trace leaf shapes on the cardboard: On the blank side of your cardboard, draw several different leaf shapes either using our leaf templates or drawing freehand. Make sure to draw a line down the center of each leaf; try making this line a little squiggly so the pieces "lock" together.
2. Write letters & numbers on the leaves: Write a number on one half of each leaf, then draw the corresponding number of dots on the other half. You can also make some leaves that will match an upper-case letter with the corresponding lower-case letter.

Additional Resources

Visit Plano Public Library's official [YouTube channel](#) to view this activity and other Library Make videos

Check out our blog post about this activity at [Plano Library Learns](#)

Library Make is a not-for-profit resource created by Plano Public Library in Plano, Texas. For information about Plano Public Library, visit [Planolibrary.org](#)






Leaf Puzzles

Episode 6

Instructions, continued


3. Cut out the leaves: Cut out your leaves, cutting each leaf in half on the line you've drawn. Cardboard is difficult to cut, so this part is for parents only!
4. (Optional) Glue magnets to the back of your puzzle pieces if you want to use them on your refrigerator or dishwasher doors.



Step 1: Trace leaves



Step 2: Write on leaves



Step 3: Cut out the leaves

How to Use Your Leaf Matching Puzzles

Show your child the concept behind the puzzles and play with them together, then leave the puzzles for them to play with on their own. Leave a few of the puzzles out on a tray or shallow box so your child can play whenever they want. Don't worry if they prefer matching the leaf shapes and ignore the letters and numbers; shape and pattern recognition is still a very important literacy skill!

Additional Resources

Visit Plano Public Library's official [YouTube channel](#) to view this activity and other Library Make videos

Check out our blog post about this activity at [Plano Library Learns](#)

Library Make is a not-for-profit resource created by Plano Public Library in Plano, Texas. For information about Plano Public Library, visit [Planolibrary.org](#)



