




Word Family Sorting Station

Episode 42

Introduction


Learning how to read can be a daunting task when emerging readers constantly need to sound out each letter in the word. We will create an early literacy activity that will help your child practice word pattern recognition using word families!

Word families, also called phonograms, are groups of words that share the same ending pattern, such as "hat", "cat", and "mat." Did you notice all three words rhyme, end with the letters "a" and "t", and end with the "-at" sound? Using readily available items at home, you can make a word family sorting station!



Supplies

- Paper or plastic cups
- Craft sticks
- Index card
- Tape
- Black marker
- Word template
- Markers
- Scissors



Additional Resources

Visit Plano Public Library's official [YouTube channel](#) to view this activity and other Library Make videos

Check out our blog post about this activity at [Plano Library Learns](#)

Library Make is a not-for-profit resource created by Plano Public Library in Plano, Texas. For information about Plano Public Library, visit [Planolibrary.org](#)





Word Family Sorting Station


Episode 42

Instructions

1. Cut index cards: Depending on the size of the plastic cups you are using, cut index cards into smaller pieces.
2. Write word base on index cards: Using the Word Family List attached, write out the word base on each card.
3. Tape index card to plastic cup: Tape each index card with the word base written on it to the upper portion of a plastic cup. Set aside.
4. Color craft sticks: Color craft sticks using markers. Use colors that are bright to contrast the words that will be written in black later on.
5. Write words on craft sticks: Using the Word Family List attached, write out each word in the word family on a craft stick. You want to have at least two different word family bases so that your child can sort them into the appropriate cups.

How to Use Your Word Family Sorting Station

Mix up the words on craft sticks and have your child sort them into the appropriate word family base. As your child learns more word family bases, you can add them to the activity station. Teaching patterns through word families will facilitate reading fluency, giving emergent learners more self-confidence and a willingness to decode new words.



Additional Resources

Visit Plano Public Library's official [YouTube channel](#) to view this activity and other Library Make videos

Check out our blog post about this activity at [Plano Library Learns](#)

Library Make is a not-for-profit resource created by Plano Public Library in Plano, Texas. For information about Plano Public Library, visit [Planolibrary.org](#)



WORD FAMILY LIST

-ap	-at	-en	-et	-ig
cap	bat	den	bet	big
gap	cat	hen	get	dig
lap	fat	men	jet	fig
map	hat	pen	let	pig
nap	mat	ten	met	rig
tap	rat	then	net	twig
zap	sat	when	pet	wig

-ip	-op	-ot	-ub	-ug
dip	cop	cot	cub	bug
hip	drop	dot	club	dug
flip	hop	got	grub	hug
nip	mop	hot	hub	jug
rip	pop	jot	rub	mug
sip	stop	not	sub	rug
tip	top	plot	tub	tug