



Rhyming Peg Board

Episode 41


Introduction

This craft is a literacy game that combines practicing fine motor skills with learning rhyming and non-rhyming words. If your little one is not quite reading yet, we've also included a template option that has pictures instead of words.

Playing is as easy as connecting the dots; just stretch a rubber band to link rhyming words! If stretching the rubber band is too difficult, you can use loops of yarn instead.

Supplies

- Shoe box
- Template
- Tape
- Push pins
- Rubber bands
- Yarn (optional)



Instructions

1. Cut template: Choose template appropriate for your child's skill level, then cut to size, cutting the template slightly smaller than the shoe box you will be using.
2. Tape template: Securely tape the template to the bottom of the shoe box. Use removable tape if you want to switch out templates as they are used.
3. Insert push pins: Place push pins next to words in template. Insert to the right of items in the left column and to the left of items in the right column.

How to Use Your Peg Board

To use your rhyming peg board, connect items on either side of the columns with a rubber band, latching on to the push pins to keep it in place. Templates included with these instructions use images for emerging readers and also beginner, intermediate, and advanced options.

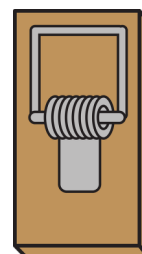

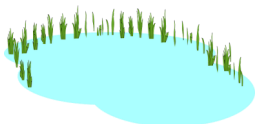

Additional Resources

Visit Plano Public Library's official [YouTube channel](#) to view this activity and other Library Make videos

Check out our blog post about this activity at [Plano Library Learns](#)

Library Make is a not-for-profit resource created by Plano Public Library in Plano, Texas. For information about Plano Public Library, visit [Planolibrary.org](#)







pot

pie

cut

cub

pen

cot

tie

nut

wet

bun

tub

pet

fun

ten



munch

turn

bird

band

learn

crunch

hand

bore

take

tuck

duck

word

shore

make



flower

attack

working

astound

waste

stall

mistake

smirking

quack

power

surround

baste

squall

awake