



Gingerbread Baby

Episode 34

Introduction

This craft is inspired by the holiday book Gingerbread Baby by Jan Brett, which involves a mischievous baked creation and a boy that makes him a house to get him out of harm's way. We recommend grabbing this book and reading it in combination with the craft for maximum fun and early learning!

Through reading and creating the craft with your little one, three early literacy practices are exercised; reading, talking, and playing. By involving yourself in your child's creative play, you create memories that will last all year long!



Supplies

- Our template
- Cardstock or cardboard
- Construction paper
- Markers
- Glue
- Other embellishments
- Pom poms
- Pipe cleaners
- Scissors



Additional Resources

Visit Plano Public Library's official [YouTube channel](#) to view this activity and other Library Make videos

Check out our blog post about this activity at [Plano Library Learns](#)

Library Make is a not-for-profit resource created by Plano Public Library in Plano, Texas. For information about Plano Public Library, visit [Planolibrary.org](#)





Gingerbread Baby


Episode 34

Instructions

1. Cut out templates and pieces: Cut out templates for the gingerbread baby and his house. Use the templates to trace the outline on cardstock or construction paper. Then, cut out traced pieces.
2. Decorate gingerbread baby: Decorate your gingerbread baby, allowing your child to take the lead! Go crazy with markers, pom poms, and other fun stuff!
 - a. (Optional) Cover pieces with paper: If desired, you can cover the cut template pieces with construction paper to add color to your house!
3. Glue parts together: Glue pieces of the house together, making sure that you glue matching sides of the house opposite each other. Glue both sides of the roof on last.
4. Decorate house: Decorate house, drawing in windows and a door with markers, adding any extras that your little one desires!

Learning with Gingerbread Baby

While you read Gingerbread Baby with your child, prompt them to name colors that are in the illustrations, and imitate the noises that the animals that the Gingerbread Baby encounters on his wild journey. After reading, keep the dialogue going and allow your child freedom in decorating their own gingerbread baby and house, asking them about shapes, colors, and names of the objects during the process. Make sure to be a part of their creative play once the crafting is complete.



Additional Resources

Visit Plano Public Library's official [YouTube channel](#) to view this activity and other Library Make videos


Check out our blog post about this activity at [Plano Library Learns](#)

Library Make is a not-for-profit resource created by Plano Public Library in Plano, Texas. For information about Plano Public Library, visit [Planolibrary.org](#)





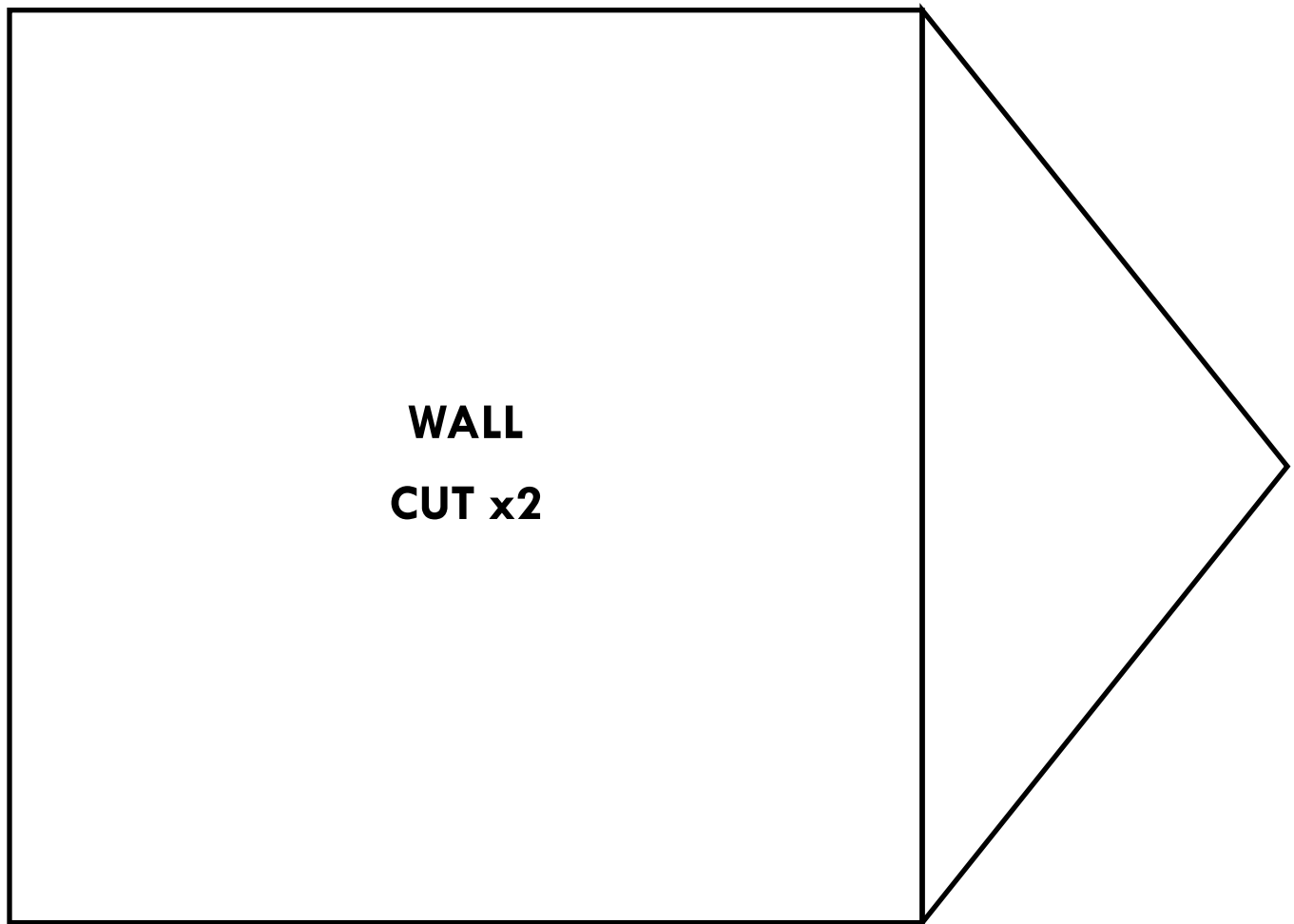
TEMPLATE



ROOF
CUT x2



TEMPLATE





TEMPLATE

WALL
CUT x2