




Rhyming Dominoes

Episode 28

Introduction

Reading and recognizing rhyming and non-rhyming words is the goal of this clever take on a classic game!

This domino game is meant to get your child reading and making decisions on what rhymes and what does not. And since play is a great way to boost literacy skills, this craft is a win-win. It's quick to make and will have your child occupied with endless rhyming fun!



Supplies

- Our templates and word list
- Construction paper
- Markers
- Scissors
- Glue
- Cardboard (optional)
- Packing tape and dry erase markers (optional)

Instructions

1. Cut out template and glue: Cut out the domino shape from our template, then glue to either cardstock, construction paper, or cardboard.
2. Write words on dominoes: Choose rhyming words from our template or choose your own, making sure you have a variety of words. Write one word on each side of the domino.
3. (Optional) Make your dominoes reusable: Make your dominoes reusable by covering them in packing tape after you glue the template on. Then you can use dry erase markers to write words on the dominoes. Erase when you are done!

Additional Resources

Visit Plano Public Library's official [YouTube channel](#) to view this activity and other Library Make videos

Check out our blog post about this activity at [Plano Library Learns](#)

Library Make is a not-for-profit resource created by Plano Public Library in Plano, Texas. For information about Plano Public Library, visit [Planolibrary.org](#)







Rhyming Dominoes

Episode 28

Instructions, continued



Cut template to fit construction paper, cardstock, or cardboard!



Write rhyming words on either side of the domino, words facing out.

How to Play with Your Rhyming Dominoes

To play, spread all of the dominoes out so that all the words are visible. Pick one domino to start, then find another domino that has a word that rhymes with one of the words written on the first domino. Keep playing to see if you can find a match for all the dominoes, linking them all together! When you're ready, scramble them up and try again!

Additional Resources

Visit Plano Public Library's official [YouTube channel](#) to view this activity and other Library Make videos

Check out our blog post about this activity at [Plano Library Learns](#)

Library Make is a not-for-profit resource created by Plano Public Library in Plano, Texas. For information about Plano Public Library, visit [Planolibrary.org](#)





TEMPLATE

--	--



RHYMING WORD LIST

BEAR

CARE

WEAR

TEAR

MAKE

BAKE

TAKE

LAKE

LAIR

MARE

SHARE

BREAK

SHAKE

TIME

MINE

RHYME

CRIME

CLIMB

WIND

MIND

SCARE

BLEAK

SQUEAK

MEEK