




Puzzle Flowers

Episode 26

Introduction

Play is one of five early literacy practices that help to develop literacy skills in children. This craft involves play through solving puzzles!

These simple puzzles will engage your child while practicing recognizing words, numbers, shapes, colors, and even patterns—all while developing their problem solving skills. These puzzles are extremely easy to adapt, making them suitable for all ages!



Supplies

- Our templates
- Markers
- Glue
- Scissors
- Paper plates
- Construction paper (optional)



Instructions

1. Cut an glue template: Cut out the outline of one of the templates and glue to the paper plate—top facing up.
2. (Optional) Add a flower stem: Cut out a flower stalk from construction paper and glue to bottom of plate before cutting out pieces.

Additional Resources

Visit Plano Public Library's official [YouTube channel](#) to view this activity and other Library Make videos

Check out our blog post about this activity at [Plano Library Learns](#)

Library Make is a not-for-profit resource created by Plano Public Library in Plano, Texas. For information about Plano Public Library, visit [Planolibrary.org](#)





Puzzle Flowers


Episode 26

Instructions, continued

3. Cut and number pieces: Cut plate according to lines on template. After pieces have been cut, write the number of the template on the back of each paper plate piece so they don't get mixed up.
4. Create custom puzzles: Use blank templates to create custom puzzles with your choice of colors, words, numbers, shapes, or patterns!



A completed puzzle flower!



Fractions are great for puzzles for older children.

How to Play with your Puzzle Flowers

To play, lay all pieces of the puzzle out. Then, have your child fit all the pieces together using a blank paper plate as a guide to help assemble the puzzle. Creating and playing with multiple designs and types of puzzles will really help your child flex their critical thinking skills!

Additional Resources

Visit Plano Public Library's official [YouTube channel](#) to view this activity and other Library Make videos


Check out our blog post about this activity at [Plano Library Learns](#)

Library Make is a not-for-profit resource created by Plano Public Library in Plano, Texas. For information about Plano Public Library, visit [Planolibrary.org](#)






TEMPLATE 1






TEMPLATE 2






TEMPLATE 3





TEMPLATE 4





BLANK TEMPLATE

