




Literacy To-Go!

Episode 19

Introduction

Literacy is super important, but sometimes it can be difficult to find time to focus on learning when there is so much else going on. Creating simple tools for literacy learning and fun that can be used anywhere your child goes can help to provide a solution!

These two crafts—an alphabet plate and clothespin sight words—are fun games that can be created with everyday items that will boost number and letter recognition and sight word confidence.



Supplies

- Paper plate
- Markers
- Scissors
- Popsicle sticks
- Clothespins

Instructions

1. Creating the alphabet plate: Write each letter of the alphabet with a marker around the edge of the plate with equal space around each letter. Use scissors to cut a slit in between each letter from the edge of the plate to where the letter ends (enough to fold down each letter).
 - a. Tip: Use numbers, colors, or shapes instead—Use numbers, colors, shapes, words, or something else around the edge of the plate.

Additional Resources

Visit Plano Public Library's official [YouTube channel](#) to view this activity and other Library Make videos

Check out our blog post about this activity at [Plano Library Learns](#)

Library Make is a not-for-profit resource created by Plano Public Library in Plano, Texas. For information about Plano Public Library, visit [Planolibrary.org](#)






Literacy To-Go!


Episode 19

Instructions, continued

2. Creating the clothespin sight words: Write each letter of the alphabet on the top of a clothespin (pinching part faced down). You can make multiple clothespins of the same letter depending on the lengths of words you want to make. Then write three and four letters words on the end of a popsicle stick.



Alphabet Plate in action!



Clothespin Sight word fun!

How to Use Your Alphabet Plate

The alphabet plate is a great on-the-go activity because all you need is the plate and your imagination! As you are going to and from your daily activities, your little one can find objects that start with the letters on the plate! As they identify objects, they can fold down the letter until there are no letters left! You can also create plates that display numbers, colors, shapes, words, or other objects.

How to Use Your Clothespin Sight Words

When using the clothespin sight words, all your child needs to do is pick a popsicle stick, then create the word written by pinning the correct clothespin letters to the popsicle stick. For an even bigger challenge, you can attach pictures instead of words to the popsicle sticks.

Additional Resources

Visit Plano Public Library's official [YouTube channel](#) to view this activity and other Library Make videos

Check out our blog post about this activity at [Plano Library Learns](#)

Library Make is a not-for-profit resource created by Plano Public Library in Plano, Texas. For information about Plano Public Library, visit [Planolibrary.org](#)

