



Mother Goose Mania: Mulberry Bush



Introduction

Nursery rhymes are an important early literacy tool. They introduce children to the rhymes and rhythms that make up language in ways beyond just sharing stories. This helps children hear the sounds and syllables that make up our words. Nursery rhymes are also a great source of new vocabulary, making it easier for you to introduce new concepts to your child.

This activity, features a sensory activity: writing trays. Sensory writing trays are a great way to practice shaping letters before your child is ready to hold a pencil. They are also easy to erase if you make a mistake and use common household items and simple craft supplies.



Early Literacy Connection

- Tracing shapes, numbers, and letters strengthens hand-eye coordination, which is important when reading and writing
- Tracing also helps your child recognize the patterns and shapes in letters and numbers, which we use to distinguish between letters
- Talking about shapes that you see in your word helps your child learn letters. Identifying different shapes is a first step to learning letters. For example, triangles and circles teach the shapes that forms A's and O's
- Sharing nursery rhymes teaches rhythm, repetition, and rhyming. This helps your child understand how language works
- Nursery rhymes also help build memory capabilities that can be applied to all sorts of activities
- Exploring with multiple senses builds your child's brain connections, supports language development, and builds fine motor skills

Supplies

- Writing exercise page
- Salt, sand or glitter
- Container (craft tray, plate or box lid)
- Paintbrushes or pencils

Revised 7/6/2020



Instructions

1. Find a container to create your sensory tray
2. Fill your tray with salt, sand or any other material that is easily manipulated
3. Practice making the different shapes while you sing the song “Mulberry Bush” together. If you make a mistake or want to start again, “erase” your tray. If your child is not comfortable writing with fingers, try using paintbrushes or pencils to manipulate your tray
4. Practice making other shapes, numbers or letters

Review

Explore additional learning concepts on our [website](#) and blog [Plano Library Learns/Early Learning](#), including information about library [databases](#) for each aspect of STEAM

This a great activity to talk with your child and practice identifying numbers, shapes, and letters. Here are some questions to ask:

- Do you remember what happens next in the song? Practice singing the song together or listing what happens. You can do this with any familiar song, rhyme, or story
- Can you write the letter...? Practice writing specifics letters, shapes, or numbers. For older children, try writing the letters that make up their name
- Can you copy this letter? Challenge your child to copy a letter, shape, or number that you show them
- What letter makes this sound? Ask your child to write the letter that makes a certain sound you give them
- Do you know your ABCs? Try writing the alphabet or numbers in order


Books to Explore

Through the [Libby app](#) and your library card, you can read eBooks about painting and art with your little one




***La Madre Goose:
Nursery Rhymes for
Los Niños***
by Susan
Middleton Elya

[Checkout](#)



***Richard Scarry's
Best Mother Goose
Ever!***
by Richard Scarry

[Checkout](#)



***101 Kids Activities
That Are the
Bestest, Funnest
Ever!***
by Holly Homer
and Rachel Miller


[Checkout](#)

Pre-writing - print connection exercise

Here We Write Round the Mulberry Bush

Your child will have fun developing small motor skills as while singing the traditional song "Here We Write Round the Mulberry Bush."

- First, have your child practice making the motions below in the air using their finger.
- Next give your child a sheet of paper and have your child practice the strokes as you sing.
- This activity can also be done with chalk on the sidewalk, with a wet sponge on a chalkboard or in a sand tray



Go round the mulberry bush

Wash the clothes

Iron the clothes

Scrub the floor

Mend the clothes

Sweep the floor

Bake our bread

Smile and sing

Round the mulberry bush