



Animal Shapes




Introduction

Shapes are all around us. Look around and you'll see that without shapes we wouldn't have bridges or buildings. If you look closely at animals, you'll begin to see shapes in every animal!

STEAM Connections

- **Art:** using shapes to create a picture of a real thing
- **Science:** identification of different animals and their environments
- **Engineering:** using shapes to create structures



Supplies

- Paper for background: construction paper works best, but any type and color of paper works
- Additional paper of different colors
- Glue or glue stick
- Scissors

Instructions

1. Read aloud *Color Farm* by Lois Ehlert. As you are reading, trace the outline of each shape, count the number of sides, say the name of each shape (circle, heart, oval no sides)
Square: 1, 2, 3, 4
Octagon: 1, 2, 3, 4, 5, 6, 7, 8
Hexagon: 1, 2, 3, 4, 5, 6
2. Take your biggest piece of paper that you would like to use as your background
3. After you have selected your background paper, choose other color papers to cut your shapes. You can make your animal out of any variety of shapes you'd like
4. When you've finished your animal, think about "Where does my animal live?" If it's in a house, use different shapes to build a house. You can add any other decorations to your animal's environment you wish

Additional Resources on page 2

Revised 4/7/2020




Ask Your Child

- What can you tell me about your picture?
- How did you get the idea for this picture? What do you like about your picture?
- What title would you like to give this work?
- Why did you. . . .
- How were you feeling when you made this picture?
- How do you hope other people will feel when they look at your picture?
- If you could make this picture again, what would you do differently?


Books to Explore

Use your library card to learn more about tornadoes with our online resources




Hello Hello
by Brendan Wenzel

[Checkout](#)



Round is a Mooncake
by Roseanne Thong

[Checkout](#)



Shapes
by Judith Nouvion

[Checkout](#)