



# Leaf Rubbing Collage

## Introduction

Artists use crayons to rub patterns from found leaves onto a sheet of paper to explore textures. A great alternative to leaf rubbing is to use textured materials in various shapes and sizes, such as textured papers/ribbons, cut pieces of wallpaper and sandpaper.



## Supplies


- Washi or painter's tape
- Crayons
- Paper
- Leaves
- Other items with texture (sandpaper, textured ribbon, etc.)

## Instructions


1. Gather leaves from outside and/or textured items
2. Put leaves and/or textured items under a sheet of paper
3. Roll crayons on paper, over the leaves or items, to reveal their texture with color
4. Use leaves/items separately or together as a collage

## Books to Explore


Through the [Libby app](#) and your library card, you can read eBooks about painting and art with your little one



***Dancing Feet!***  
by Lindsey Craig  
[Checkout](#)



***Maple***  
by Lori Nichols  
[Checkout](#)



***Up in the Garden and Down in the Dirt***  
by Kate Messner  
[Checkout](#)

Revised 4/6/2020

