



# Tape Town



## Introduction

Tape Town is an opportunity to talk about our normal daily routines, the world around us, and our favorite places to go. Use tape, paper, cardboard, and toys to build a replica of your neighborhood or make up your own new town.

## Early Literacy Connection

- **Playing** - Open ended play is a great way for kids to be creative, work together collaboratively, and make connections to the world around them. Making their own neighborhood, with blocks or cardboard or whatever you have in the house, is an introduction to building and engineering. Decorating the elements involved in Tape Town with markers, crayons, or pencils is a great opportunity for creative expression.
- **Talking** - As you work together to decide how the town will be built, talk about the different pieces you are using, why you want to put them in specific spots, and what they look like. By practicing words and talking about the world around them, kids are expanding their vocabulary and connecting words with real objects and concepts.



## Supplies

- Masking or painters tape (If you don't have these, that's fine! You can use strips of paper on the floor instead)
- Cardboard from food packaging or boxes
- Construction or printer paper
- Crayons, markers, pencils
- Blocks, LEGO or Magna tiles, or any building toys you have
- Toy cars or trucks, or any toys to "walk" around your neighborhood

## Instructions

1. Find a surface for your tape town and work together to plan out where your roads will go
2. Once you've placed your roads, discuss what buildings to make and where to put them. Decorate them however you'd like
3. Now it's time to play! Drive your cars through the neighborhood and have your figurines and animals amble the road

Revised 5/12/2020




## Review

Explore additional learning concepts on our [website](#) and blog [Plano Library Learns/Early Learning](#), including information about library [databases](#) for each aspect of STEAM

There are plenty of opportunities for discussion while doing this activity. Ask open-ended questions about the Tape Town and the people in it. Ask about where the roads they're placing lead to, why they put certain buildings where they did, and where the cars and characters are going when playing in the town. While building your town, ask them why they're making the choices they are. There are no wrong answers, and it's a great way to practice talking about their ideas in a creative way.


## Books to Explore

Through the [Libby app](#) and your library card, you can read eBooks about painting and art with your little one




***Mitchell Goes Driving***  
by Hallie Durand

[Checkout](#)



***Go, Dog, Go!***  
by P. D. Eastman

[Checkout](#)



***Please Take Me for a Walk***  
by Susan Gal

[Checkout](#)