



Mother Goose Mania

Baa Baa Black Sheep



Introduction

Nursery rhymes are an important early literacy tool. They introduce children to the rhymes and rhythms that make up language in ways beyond just sharing stories. This helps children hear the sounds and syllables that make up our words. Nursery rhymes are also a great source of new vocabulary, making it easier for you to introduce new concepts to your child. This activity builds on nursery rhymes you already know. And it introduces new and expanded ways to explore those rhymes using common household items and simple craft supplies.

Cotton ball painting is a fun way to explore textures while also building fine motor skills needed for writing.



Early Literacy Connection

- Painting with cotton balls builds patience and fine motor control. The child is practicing the pincer grip that is used when learning to write
- Using different methods of painting lets you talk about different textures and looks. These conversations help build your child's vocabulary and also comparison skills, which we use to identify different letters
- Sharing nursery rhymes teaches rhythm, repetition and rhyming. This helps your child understand how language works
- Nursery rhymes help build memory capabilities that can be applied to all sorts of activities
- Exploring with multiple senses builds your child's brain connections, supports language development and builds fine motor skills

Supplies

- Sheep template (included)
- Clothespins
- Paint
- Cotton balls or Q-tips

Revised 6/12/2020



Instructions

1. Print sheep template
2. Attach a cotton ball to a clothespin. No cotton balls? Try using sponges or Q-tips
3. Dip the cotton ball into paint
4. Dab color onto your sheep. For an added challenge, try to hit the circles

Review

Explore additional learning concepts on our [website](#) and blog [Plano Library Learns/Early Learning](#), including information about library [databases](#) for each aspect of STEAM

- This is a great activity to talk with your child and practice colors, using descriptive words and building fine motor skills. Questions to ask:
 - What color did you use? Talk about the colors that you see in your world and the similarities and differences
 - How does the paint look when we use cotton balls? How is it different when we use Q-tips? You are building comparison skills that are useful for identifying letters


Books to Explore

Use your library card to [checkout](#) more books or download [eBooks](#) and continue learning and exploring




***La Madre Goose:
Nursery Rhymes for
Los Niños***
by Susan
Middleton Elya

[Checkout](#)



***Richard Scarry's
Best Mother Goose
Ever!***
by Richard Scarry

[Checkout](#)

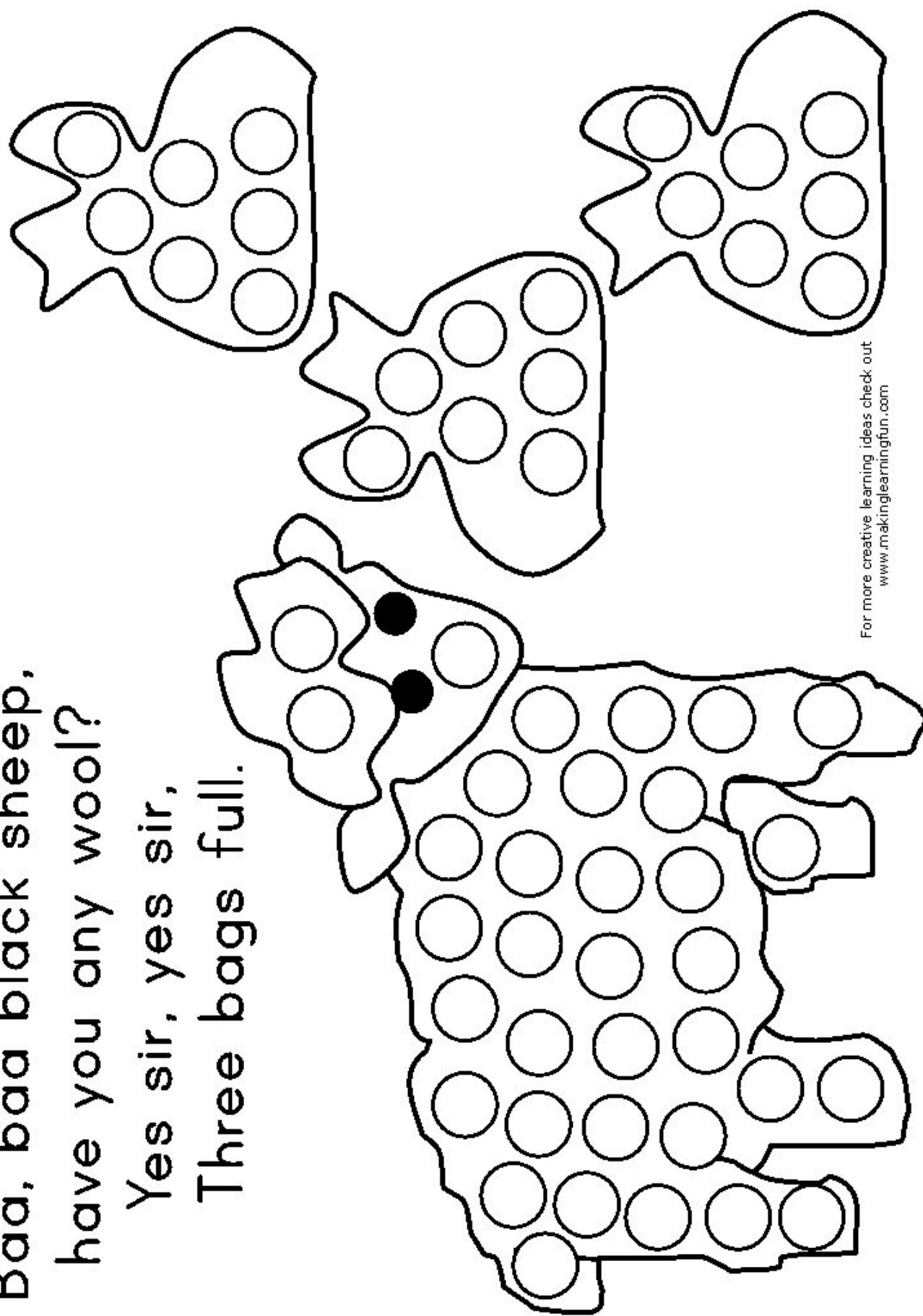


***101 Kids Activities
That Are the
Bestest, Funnest
Ever!***

by Holly Homer
and Rachel Miller

[Checkout](#)

Baa, baa black sheep,
have you any wool?
Yes sir, yes sir,
Three bags full.



For more creative learning ideas check out
www.makinglearningfun.com